

---

## Myogenin (Clone ZM149) Mouse Monoclonal Antibody

**Specificity:** Human, mouse, rat, and cat. Does not react with quail. Others not known

**Immunogen:** Human myogenin recombinant protein

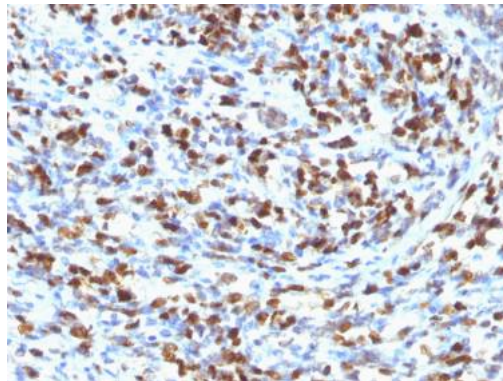
**Ig Class:** IgG1/ $\kappa$

**Storage:** Store vial at 4°C. When stored at 2-8°C, this antibody is stable for 24 months

**Staining procedures:** Use formalin-fixed and paraffin-embedded sections. *Retrieval conditions:* Pretreatment of deparaffinized tissue with heat-induced epitope retrieval is recommended. *Detection methods:* Polymer anti-mouse/rabbit Ig detection system. *Working dilution:* 1:100-200; *Positive Control:* Rhabdomyosarcoma or Wilm's tumors. *Cellular Localization:* Nuclear. *Intended Use:* In vitro diagnosis (IVD).

**Description:** Myogenin is a member of the MyoD family of myogenic basic helix-loop-helix (bHLH) transcription factors that also includes MyoD, Myf-5, and MRF4 (also known as herculinor Myf-6). MyoD family members are expressed exclusively in skeletal muscle and play a key role in activating myogenesis by binding to enhancer sequences of muscle-specific genes. The regulatory domain of MyoD is approximately 70 amino acids in length and includes both a basic DNA binding motif and a bHLH dimerization motif. MyoD family members share about 80% amino acid homology in their bHLH motifs. Anti-myogenin labels the nuclei of myoblasts in developing muscle tissue, and is expressed in tumor cell nuclei of rhabdomyosarcoma and some leiomyosarcomas. Positive nuclear staining may occur in Wilms' tumor.

**Supplied As:** Antibody purified from the ascites fluid by Protein G chromatography in 0.2% BSA and 15mM sodium azide.

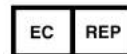
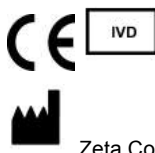


*Formalin-fixed, paraffin-embedded human rhabdomyosarcoma stained with anti-myogenin antibody using peroxidase-conjugate and DAB chromogen. Note nuclear staining of tumor cells*

Cat. #Z2462 (1.0 ml)

---

**ZETA** Corporation  
65 N 1<sup>st</sup> Ave, Ste 202C  
Arcadia, CA 91006, USA  
Tel: (626) 355-2053  
<http://www.zeta-corp.com>



**Emergo Europe B.V.**  
Prinsessegracht 20  
2514 AP The Hague  
The Netherlands  
Tel: +31 70 345 8570