

CD61 (Clone ZM33)

Mouse Monoclonal Antibody

Specificity: Human. Others-not known

Immunogen: Recombinant human ITGB3 protein fragment (aa 385-490)

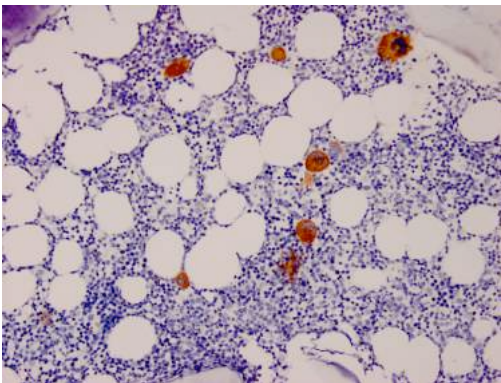
Ig Class: IgG2b/ κ

Storage: Store vial at 4°C. When stored at 2-8°C, this antibody is stable for 24 months

Staining procedures: Use formalin-fixed and paraffin-embedded sections. *Retrieval conditions:* Pretreatment of deparaffinized tissue with heat-induced epitope retrieval is recommended. *Detection methods:* Polymer anti-mouse/rabbit Ig detection system. *Working dilution:* 1:100-200. *Positive Control:* Bone marrow or tonsil. *Cellular Localization:* Cell membrane/cytoplasmic. *Intended Use:* In vitro diagnosis (IVD).

Description: Reacts with human integrin beta3 (GPIIIa, vitronectin receptor beta chain). It associates with the α V-chain (CD51) to form vitronectin receptor, or with the α IIb-chain (CD41) to form the GpIIb/GpIIIa complex (CD41/CD61). The CD41/CD61 complex appears early in megakaryocyte maturation. The activated CD41/CD61 complex is a receptor for von Willebrand factor, soluble fibrinogen, fibronectin, vitronectin and thrombospondin. It plays a central role in platelet activation and aggregation. The CD51/CD61 is implicated in tumor metastasis and adenoviral infection. The antibody detects platelets in smears of blood and bone marrow, as well as megakaryocytes in frozen sections and cell smears. The antibody is useful for classification of megakaryoblastic leukemia.

Supplied As: Purified antibody with 0.2% BSA and 15mM sodium azide.



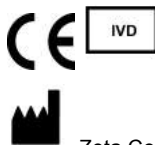
References:

1. Thiele J, et al. *Eur J Haematol.* 1990; 44:63-70.
2. Thiele J, et al. *Virchows Archiv B Cell Pathol.* 1990; 58:295-302.
3. Fox SB, et al. *Histopathology.* 1990; 17:69-74.

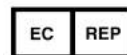
Formalin-fixed, paraffin-embedded human bone marrow stained with anti-CD61 antibody using peroxidase-conjugate and DAB chromogen. Note the cytoplasmic staining of megakaryocytes

Cat. #Z2337 (1.0 ml)

ZETA Corporation
65 N 1st Ave, Ste 202C
Arcadia, CA 91006, USA
Tel: (626) 355-2053
<http://www.zeta-corp.com>



Zeta Corporation



Emergo Europe B.V.
Prinsessegracht 20
2514 AP The Hague
The Netherlands
Tel: +31 70 345 8570