

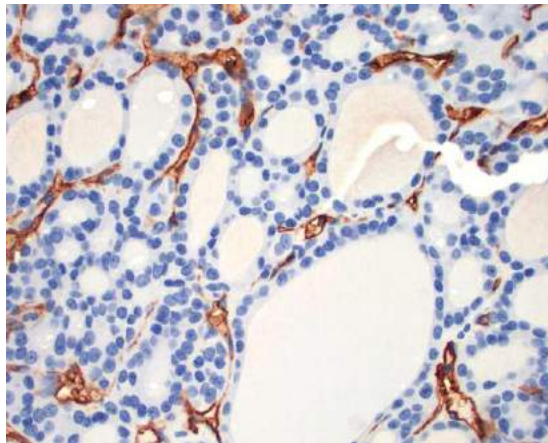
CD34 (Clone QBEnd/10) Mouse Monoclonal Antibody

Specificity:	Human. Does not react with cow, dog, pig, and rat. Others not known
Immunogen:	Detergent solubilized vesicular suspension prepared from a perfusate of human term placenta
Ig Class:	IgG ₁
Storage:	Store vial at 4°C. When stored at 2-8°C, this antibody is stable for 24 months

Staining procedures: Use formalin-fixed and paraffin-embedded sections. *Retrieval conditions:* Pretreatment of deparaffinized tissue with heat-induced epitope retrieval is recommended. *Detection methods:* Polymer anti-mouse/rabbit Ig detection system. *Working dilution:* 1:100 - 200. *Positive Control:* Hemangioma. *Cellular Localization:* Cell membrane/cytoplasmic. *Intended Use:* In vitro diagnosis (IVD).

Description: CD34, a single chain transmembrane glycoprotein, is selectively expressed on human lymphoid and myeloid hematopoietic progenitor cells. Staining for CD34 has been used to measure angiogenesis, which reportedly predicts tumor recurrence.


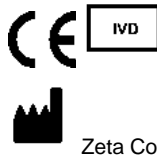
Supplied As: Tissue culture supernatant with 0.2% BSA and 15mM sodium azide.



Formalin-fixed, paraffin-embedded human thyroid tissue stained with anti-CD34 antibody using peroxidase-conjugate and DAB chromogen. Note the cytoplasmic staining of vascular endothelial cells

Cat. #Z2063 (1.0 ml)

ZETA Corporation
65 N 1st Ave, Ste 202C
Arcadia, CA 91006, USA
Tel: (626) 355-2053
<http://www.zeta-corp.com>



Emergo Europe B.V.
Prinsessegracht 20
2514 AP The Hague
The Netherlands
Tel: +31 70 345 8570

Zeta Corporation